



# Mshow® Co-branded Web Site



**For more information:**  
877.333.2666  
[www.intercall.ca](http://www.intercall.ca)

Customize your Mshow experience by incorporating your logo throughout the Mshow web conferencing application and leverage the power of your existing brand image. Follow these five simple steps to create your own Mshow co-branded web site.

## STEP 1: SELECT YOUR PRODUCT NAME

The Product Name appears on the title bar of the participant toolbar, as well as on message box titles, the desktop icons and the download page. Your product name will also be used for your homepage URL. The product name is limited to 16 characters, including spaces.

Example:  
Product name: ABC Company Show  
Homepage URL: <http://abccompanyshow.mshow.com>

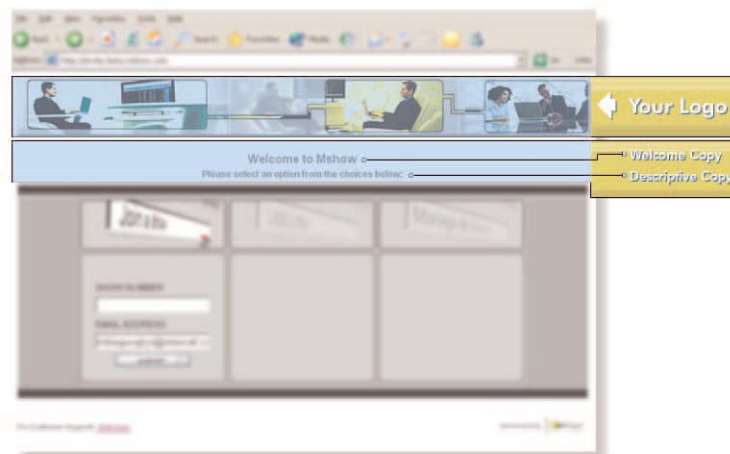
## STEP 2: SPECIFY YOUR HOME PAGE LAYOUT AND COPY

Select from two homepage layouts: one with a public calendar noting your upcoming shows and past archives and one without. Then specify your welcome copy, up to 100 characters, including spaces.

Next, define your descriptive copy, which should be a brief overview of your company and the service, up to 256 characters, including spaces.

Example:  
Welcome copy: Welcome to ABC Company Web Conferencing.  
Descriptive copy: ABC Company web conferencing turns your ordinary conference call into an extraordinary event. All you need is a phone, a PC and an Internet connection to extend the reach of your online events to as many as 10,000 locations.

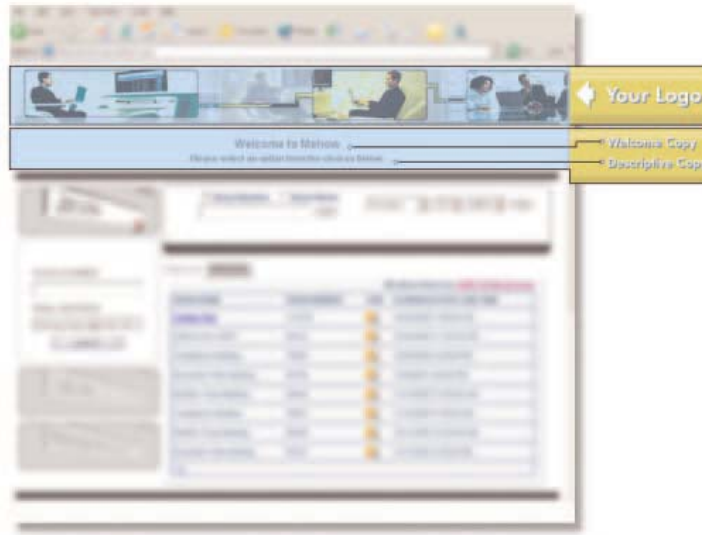
Homepage layout without calendar



 InterCall is a subsidiary  
of West Corporation


AAP/EOE

Homepage layout with calendar



**STEP 3: CHOOSE YOUR HOMEPAGE COLOR SCHEME**

Choose one of the six color scheme options presented below for your homepage (white, gray, yellow, red, green or blue):



#### STEP 4: PROVIDE YOUR OWN GRAPHICS

The graphics you provide will be used throughout the Mshow application as defined below:

Graphic	Size/Type	Located on...
Toolbar and desktop logos	32x32 pixel bitmap (* .bmp file) 4-bit (16 colors) best 8-bit (256 colors) max	<ul style="list-style-type: none"> <li>• Showtime leader and participant toolbars</li> <li>• Desktop shortcut created from setup program that points to the homepage URL</li> </ul>
Homepage and studio banner (Manage My Account)	2000x75 pixel jpeg (please make sure that the logo is left aligned within the first 800 pixels of the banner)	The following pages: <ul style="list-style-type: none"> <li>• Homepage</li> <li>• All Studio pages (Manage My Account)</li> <li>• Welcome</li> <li>• Show Help</li> <li>• Registration</li> <li>• Starting</li> <li>• Connecting</li> </ul>
Archive Interface	136x54 pixel jpeg	Archive playback pages

#### SITEP 5: REQUEST AN MSHOW C O-BRANDED WEB SITE

To request your own Mshow co-branded web site, please contact your meeting consultant. If all of the information and assets requested above are received properly, the estimated delivery of your Mshow co-branded web site is 10 business days from the date the request is submitted.

If you have any questions about this program, please contact your meeting consultant.